

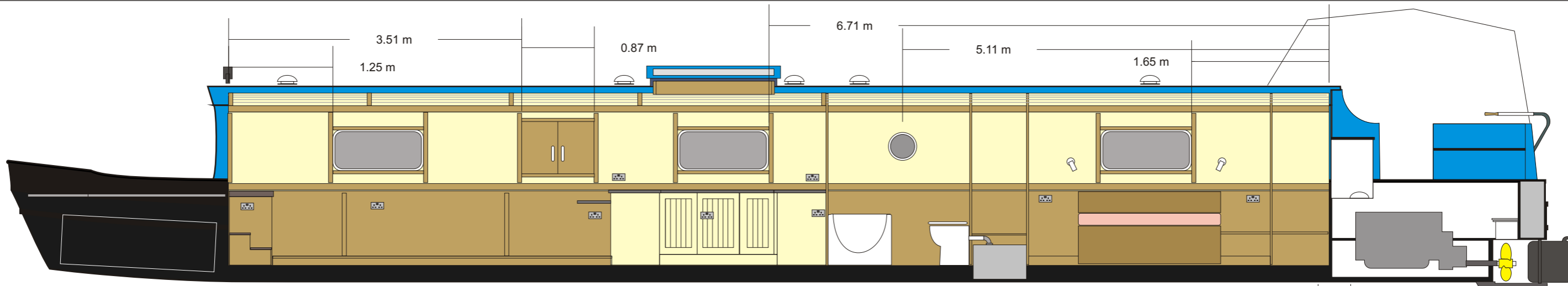
### Standard Stewart Marine widebeam 60' x 12'6"

Note- 240v Washing Machine, dishwasher and Immersion circuits to be separate to the main power ring

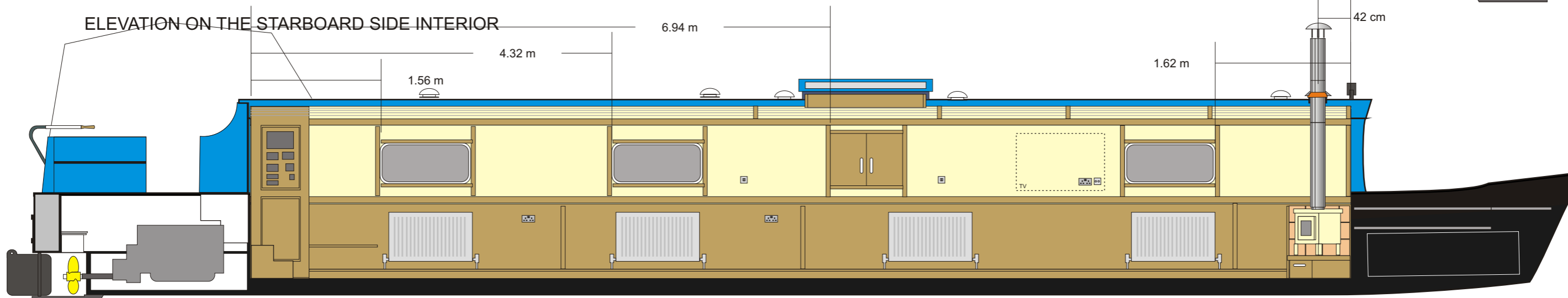
- = Window
- = CH Radiator
- = 12v ceiling light
- = Light Switch
- = Flue position
- = Mushroom Vent
- = double socket (above Gunnel in Galley area)
- = 12v Wall light
- = TV Aerial point
- = Water pump posn.

All fittings in stainless or chrome effect (No brass fittings) including tiller  
 Rear door fitted with a 5 lever lock and catch with chrome door furniture  
 and non opening Porthole  
 Slatted effect ceiling running across the boat. Spray finished in Bone white  
 Walls above gunnels finished bone white with oak trims.  
 Bulkheads and trims finished in oak  
 Ensure that the steel is properly prepared prior to painting and the  
 paint manufacturers guide is adhered to during painting.  
 Paint colours to be determined at a later date.  
 All Windows and glazing to be thermal break double glazed

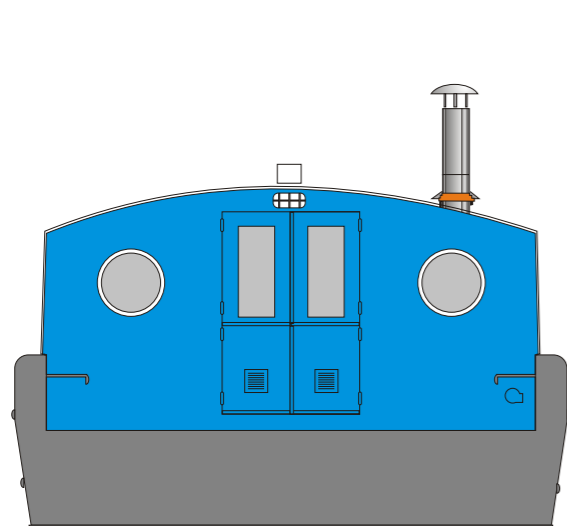
**Wb62 Widebeam barge  
 60' x 12' 6"**  
 STEWART MARINE & TRADING Co.  
 Harts Boatyard, Portsmouth Road,  
 Surbiton, Surrey, KT6 4  
 Tel: 0208 399 0297  
 Mob: 07703 168 729  
 email [ossie@ossiastewart.com](mailto:ossie@ossiastewart.com)  
 1:50 scale Date 20/09/2011 Rev A



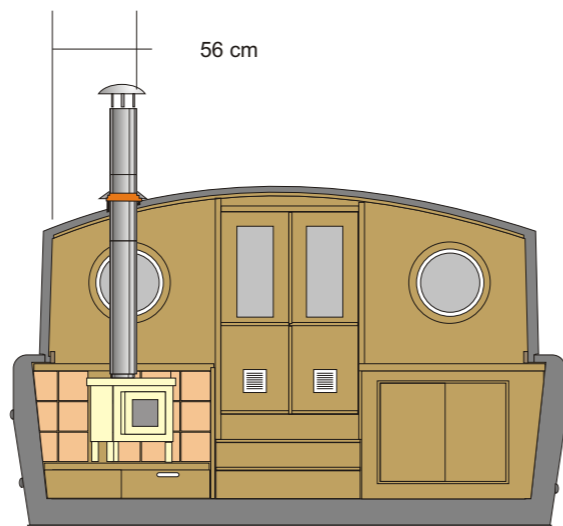
ELEVATION ON THE STARBOARD SIDE INTERIOR



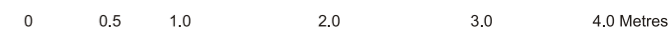
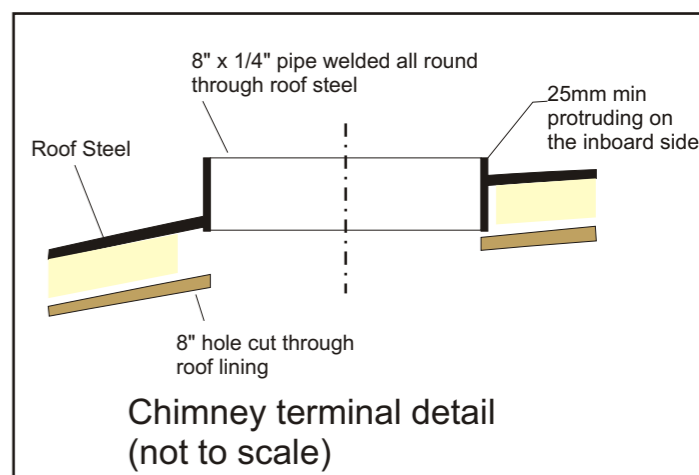
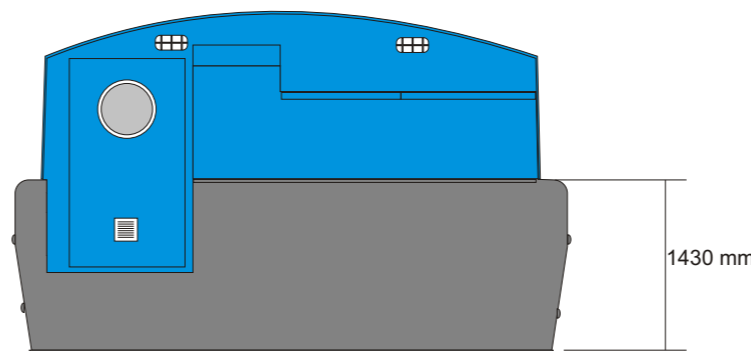
ELEVATION ON THE PORT SIDE INTERIOR



FRONT BULKHEAD ELEVATION



ELEVATION ON INTERIOR OF THE FRONT BULKHEAD



**Standard Stewart Marine widebeam 60' x 12'6"**

All fittings in stainless or chrome effect (No brass fittings) including tiller  
 Rear door fitted with a 5 lever lock and catch with chrome door furniture  
 and non opening Porthole  
 Slatted effect ceiling running across the boat. Spray finished in Bone white  
 Walls above gunnels finished bone white with oak trims.  
 Bulkheads and trims finished in oak  
 Ensure that the steel is properly prepared prior to painting and the  
 paint manufacturers guide is adhered to during painting.  
*Paint colours to be determined at a later date.*  
 All Windows and glazing to be thermal break double glazed

**Wb62 Widebeam barge  
 60' x 12' 6"**

STEWART MARINE & TRADING Co.  
 Harts Boatyard, Portsmouth Road,  
 Surbiton, Surrey, KT6 4  
 Tel: 0208 399 0297  
 Mob: 07703 168 729  
 email [ossie@ossiestewart.com](mailto:ossie@ossiestewart.com)  
 1:50 scale Date 20/09/2011 Rev A